

Environmental Product Declaration

In accordance with ISO 14025 and EN 15804:2012+A2:2019 for:

Regutec FITNESS SPORT

Programme:	Národní program environmentálního značení
Programme operator:	CENIA (www.cenia.cz)
EPD registration number:	
Publication date:	2021-11-30
Valid until:	2026-11-29

An EPD should provide current information and may be updated if conditions change. The stated validity is therefore subject to the continued registration and publication at www.environdec.com



General information

Programme information

Programme:	Národní program environmentálního značení
Address:	CENIA, Česká informační agentura životního prostředí Vršovická 1442/65, 100 10 Praha 10
Website:	www.cenia.cz
E-mail:	info@cenia.cz

CEN standard EN 15804 serves as the Core Product Category Rules (PCR)
Product category rules (PCR): ČSN EN 15804+A2, EN 16810
PCR review was conducted by: The PCR is standardized by CEN
Independent third-party verification of the declaration and data, according to ISO 14025:2006: <input type="checkbox"/> EPD process certification <input checked="" type="checkbox"/> EPD verification
Third party verifier: prof. Ing. Vladimír Kočí, Ph.D. MBA., LCA Studio, s.r.o.
Procedure for follow-up of data during EPD validity involves third party verifier: <input type="checkbox"/> Yes <input checked="" type="checkbox"/> No

The EPD owner has the sole ownership, liability, and responsibility for the EPD.

EPDs within the same product category but from different software may not be comparable. EPDs of construction products may not be comparable if they do not comply with EN 15804. For further information about comparability, see EN 15804 and ISO 14025.

Company information

Owner of the EPD: Regutec a.s.

Contact: Ing. Petr Vacek, Ph.D., tel.: +420 722 973 302, petr.vacek@regutec.com

Description of the organisation: The company was established as an entirely new enterprise in 1993. From the very beginning, it has been engaged in the production of moulded rubber products made of recycled tyres, and this continues to be its principal area of business to this day.

Main use of Regutec rubber products

- children's playgrounds
- sports surfaces
- stable floor coverings – horse stables
- industrial floors
- balconies, terraces
- sound-reduction walls
- vibration insulation
- sound reduction for tram and railway lines

Product-related or management system-related certifications: ISO 14024 Type I environmental labels, ISO 9001 and 14001 certificates

Name and location of production site(s):

Regutec a.s.
Němčičky 92, Němčičky
664 66, Czech Republic

Product information

Product name: FITNESS SPORT

Product description: FITNESS SPORT is a flooring material made of recycled rubber tyres. It is available in the form of puzzle-like panels applicable in private home gyms, sports halls, halls for martial arts and weightlifting zones. The excellent health and safety parameters make it also a perfect material for children playgrounds, cloakrooms in kindergartens or schools. The panels are characterised by easy assembly with no gluing to the substructure, therefore it does not require specialized workforce.

UN CPC code: 36220 Unvulcanised compounded rubber, in primary forms in plates

Characteristics	Unit	Quantity
Product thickness	[mm]	40
Product weight	[kg·m ⁻²]	29.60
Product form:	[-]	Puzzle panel

LCA information

Functional unit / declared unit: 1 m²

Reference service life: 1 year (as required by EN 16810:2017)

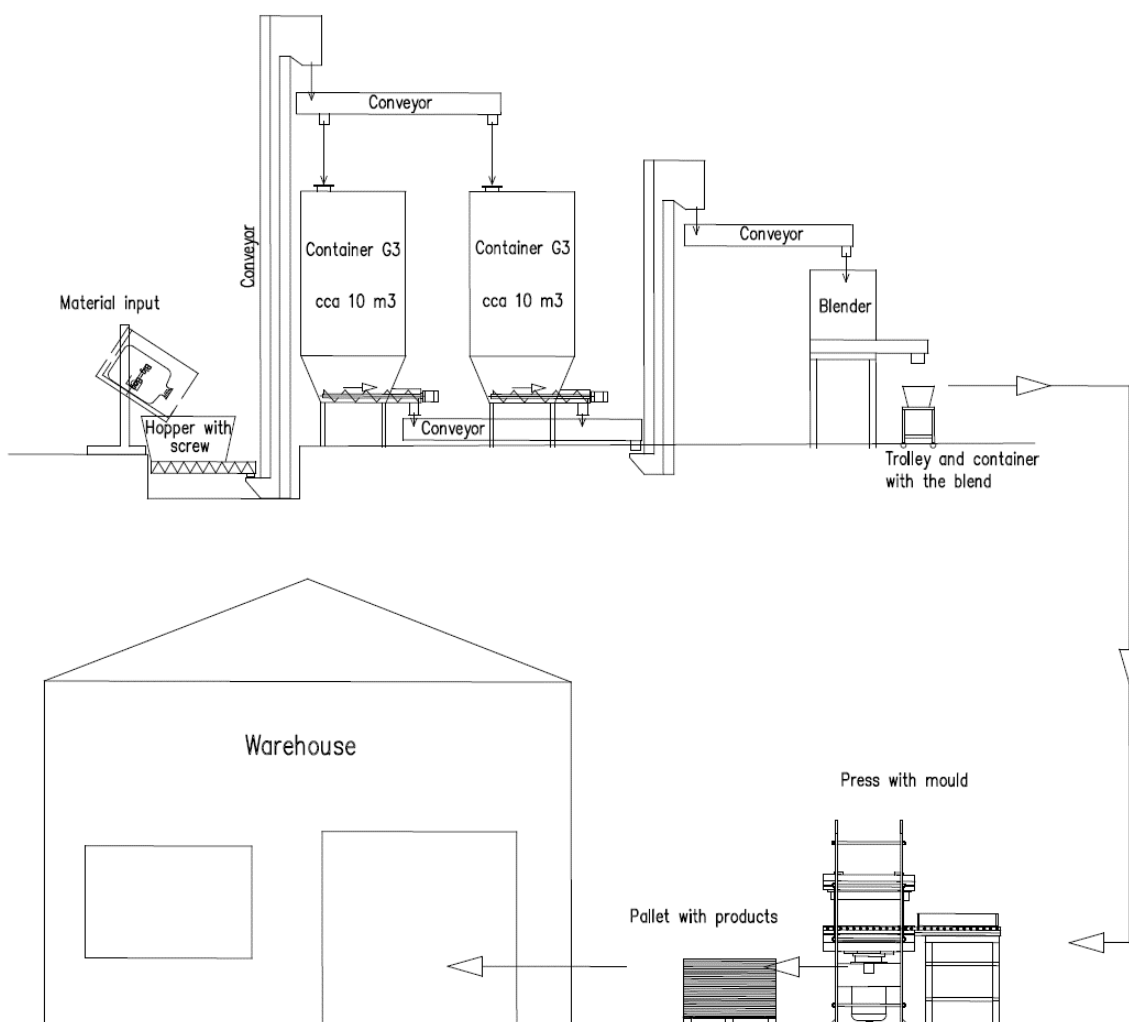
Time representativeness: 2020 production

Database(s) and LCA software used: Professional Database, Extension database XIV: Construction materials and ecoinvent 3.6 installed in GaBi ts (Service Pack 40)

Description of system boundaries: Cradle-to-grave with modules A1–A5, B2, C1-C4 and D as required by EN 16810:2017

System diagram:

Scheme of existing production Regutec a.s. in Němčičky



Cut-off criteria: Life cycle inventory complies with requirements of PCRs and standards listed in References. As such it includes all identified energy and material flows necessary for:

- production and packaging (modules A1-A3) of the FITNESS SPORT panels,
- transport of the panels to consumer (module A4),
- manual installation of the panels and construction waste disposal (module A5),
- maintenance of the panels (module B2) comprising weekly wet cleaning with water and detergent,
- end-of-life (modules C1-C4) of the panels comprising incineration of 80 % of waste and landfilling of the remaining 20 %,
- benefits beyond the system boundaries (module D) comprising energy gains from incineration and avoided landfill of the incinerated waste.

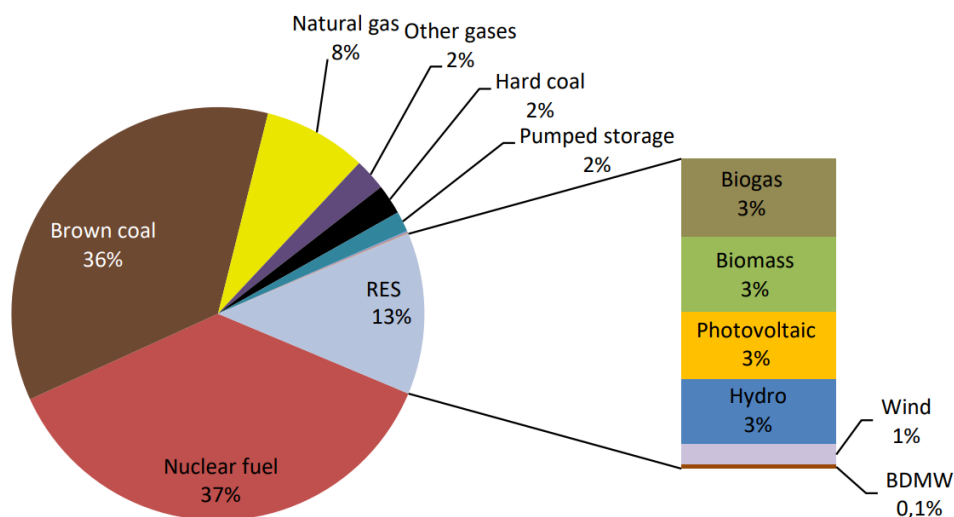
The Life cycle inventory excludes environmental impacts related with recycling of the waste rubber in accordance with “polluter pays” principle defined in the requirements: see e.g. section 6.3.4.1 in EN 16810:2017.

Allocation: Production mass allocation has been applied for the input materials and energies.

Transport scenarios: Transport of raw materials, final product and wastes in modules A2 and A4 is modelled using real-life distances representing the state in 2020. Transport of waste in C2 considers 50 km distance to a hypothetical disposal site. 16-32 t and 3.5-7.5 t EURO6 trucks are considered as vehicles for transport of materials and wastes respectively.

Energy mix: Chart below shows gross electricity generation mix of the Czech Republic according to Yearly Report on the Operation of the Czech Electricity Grid for 2020 published by Energy Regulatory Office. The power plants represented by this mix supplied 81.4 TWh of electricity to Czech consumers in 2020. This amount was supplemented by additional 13.4 TWh imported from surrounding countries (Austria, Germany, Poland, Slovakia). Abbreviation BDMW in the chart equals to Biologically Degradable Municipal Waste.

Fuels and technologies used in gross electricity generation in 2020



Additional information

Website: Further details regarding the certified product are available at the company website <https://www.regutec.com/>

LCA Practitioner: Ing. Karel Struhala, Ph.D.; Brno University of Technology, Faculty of Civil Engineering; struhala.k@fce.vutbr.cz

Modules declared, geographical scope, share of specific data (in GWP-GHG indicator) and data variation:

Module	Product stage			Construction process stage		Use stage							End of life stage				Resource recovery stage
	Raw material supply	Transport	Manufacturing	Transport	Construction installation	Use	Maintenance	Repair	Replacement	Refurbishment	Operational energy use	Operational water use	De-construction demolition	Transport	Waste processing	Disposal	Reuse-Recovery-Recycling potential
Module	A1	A2	A3	A4	A5	B1	B2	B3	B4	B5	B6	B7	C1	C2	C3	C4	D
Modules declared	x	x	x	x	x	ND	x	ND	ND	ND	ND	ND	x	x	x	x	x
Geography	CZ / EU27	EU27	CZ / EU27	EU27	EU27		EU27						EU27	EU27	EU27	EU27	EU27
Specific data used																	
Variation – products																	
Variation – sites																	

Acronyms: x = module is declared; ND = module is not declared; CZ = data representing situation in Czech Republic; EU27 = data representing situation in the European Union.

Content information

Product

Product components	Weight [kg·m ⁻²]	Post-consumer material [weight-%]	Renewable material [weight-%]
Recycled SBR rubber	27.28	100.00%	0.00%
PU binder	2.32	0.00%	0.00%
water	0.02	0.00%	0.00%
Separator	0.01	0.00%	0.00%
TOTAL	29.63	92,21%	0.00%

Packaging materials	Weight [kg·m ⁻²]	Weight-% versus the product
PE foil	0.136	0.46 %
Wooden pallet	0.754	2.54 %

Dangerous substances from the candidate list of SVHC for Authorisation	EC No.	CAS No.	Weight-% per functional or declared unit
N-methyl-2-pyrrolidone		872-50-4	≤ 0.03 %

Recycled material

Provenience of recycled materials (pre-consumer or post-consumer) in the product: FITNESS SPORT panels are made of recycled rubber granules coming from End-of-Life of car tyres.

Environmental Information

Potential environmental impact – mandatory indicators according to EN 15804

Results per declared unit																
INDICATOR	UNIT	A1-A3	A4	A5	B1	B2	B3	B4	B5	B6	B7	C1	C2	C3	C4	D
WP-fossil	kg CO ₂ eq.	1.04·10 ¹	2.01·10 ⁰	1.85·10 ⁻¹	ND	1.07·10 ⁻²	ND	ND	ND	ND	ND	0.00·10 ⁰	1.23·10 ⁻¹	6.01·10 ¹	4.24·10 ⁻¹	-3.61·10 ¹
GWP-biogenic	kg CO ₂ eq.	-5.86·10 ⁰	3.38·10 ⁻²	5.04·10 ⁰	ND	6.28·10 ⁻⁵	ND	ND	ND	ND	ND	0.00·10 ⁰	2.06·10 ⁻³	6.99·10 ⁻³	-4.43·10 ⁻³	-2.50·10 ⁻¹
GWP-luluc	kg CO ₂ eq.	3.21·10 ⁻²	1.69·10 ⁻²	2.18·10 ⁻⁴	ND	2.63·10 ⁻³	ND	ND	ND	ND	ND	0.00·10 ⁰	1.03·10 ⁻³	3.67·10 ⁻³	3.55·10 ⁻⁴	-4.49·10 ⁻²
GWP-total	kg CO ₂ eq.	4.62·10 ⁰	2.06·10 ⁰	5.23·10 ⁰	ND	1.34·10 ⁻²	ND	ND	ND	ND	ND	0.00·10 ⁰	1.26·10 ⁻¹	6.02·10 ¹	4.20·10 ⁻¹	-3.64·10 ¹
ODP	kg CFC 11 eq.	1.11·10 ⁻⁷	2.63·10 ⁻¹⁶	3.99·10 ⁻¹⁶	ND	3.86·10 ⁻¹⁰	ND	ND	ND	ND	ND	0.00·10 ⁰	1.61·10 ⁻¹⁷	3.19·10 ⁻¹⁴	1.02·10 ⁻¹⁵	-5.77·10 ⁻¹³
AP	mol H ⁺ eq.	3.40·10 ⁻²	1.22·10 ⁻²	1.07·10 ⁻³	ND	6.03·10 ⁻⁵	ND	ND	ND	ND	ND	0.00·10 ⁰	7.45·10 ⁻⁴	1.04·10 ⁻²	1.27·10 ⁻³	-4.02·10 ⁻²
EP-freshwater	kg PO ₄ ³⁻ eq.	4.55·10 ⁻⁴	6.11·10 ⁻⁶	7.16·10 ⁻⁶	ND	5.85·10 ⁻⁶	ND	ND	ND	ND	ND	0.00·10 ⁰	3.74·10 ⁻⁷	4.64·10 ⁻⁶	7.83·10 ⁻⁵	-3.92·10 ⁻⁴
EP-marine	kg N eq.	8.76·10 ⁻³	5.98·10 ⁻³	1.54·10 ⁻³	ND	5.23·10 ⁻⁵	ND	ND	ND	ND	ND	0.00·10 ⁰	3.66·10 ⁻⁴	2.34·10 ⁻³	2.88·10 ⁻⁴	-1.39·10 ⁻²
EP-terrestrial	mol N eq.	9.14·10 ⁻²	6.62·10 ⁻²	4.26·10 ⁻³	ND	1.76·10 ⁻⁴	ND	ND	ND	ND	ND	0.00·10 ⁰	4.05·10 ⁻³	4.80·10 ⁻²	3.16·10 ⁻³	-1.49·10 ⁻¹
POCP	kg NMVOC eq.	2.87·10 ⁻²	1.13·10 ⁻²	2.56·10 ⁻³	ND	5.33·10 ⁻⁵	ND	ND	ND	ND	ND	0.00·10 ⁰	6.91·10 ⁻⁴	6.52·10 ⁻³	9.22·10 ⁻⁴	-3.72·10 ⁻²
ADP-minerals&metals*	kg Sb eq.	1.96·10 ⁻⁵	1.57·10 ⁻⁷	1.21·10 ⁻⁸	ND	1.89·10 ⁻⁷	ND	ND	ND	ND	ND	0.00·10 ⁰	9.58·10 ⁻⁹	4.35·10 ⁻⁷	2.92·10 ⁻⁸	-8.36·10 ⁻⁶
ADP-fossil*	MJ	2.26·10 ²	2.74·10 ¹	2.54·10 ⁰	ND	1.95·10 ⁻¹	ND	ND	ND	ND	ND	0.00·10 ⁰	1.67·10 ⁰	2.79·10 ¹	6.19·10 ⁰	-5.46·10 ²
WDP	m ³	3.79·10 ⁰	1.79·10 ⁻²	1.88·10 ⁻²	ND	-1.94·10 ⁻¹	ND	ND	ND	ND	ND	0.00·10 ⁰	1.09·10 ⁻³	6.15·10 ⁰	-5.22·10 ⁻³	-3.52·10 ⁻¹
Acronyms	GWP-fossil = Global Warming Potential fossil fuels; GWP-biogenic = Global Warming Potential biogenic; GWP-luluc = Global Warming Potential land use and land use change; ODP = Depletion potential of the stratospheric ozone layer; AP = Acidification potential, Accumulated Exceedance; EP-freshwater = Eutrophication potential, fraction of nutrients reaching freshwater end compartment; EP-marine = Eutrophication potential, fraction of nutrients reaching marine end compartment; EP-terrestrial = Eutrophication potential, Accumulated Exceedance; POCP = Formation potential of tropospheric ozone; ADP-minerals & metals = Abiotic depletion potential for non-fossil resources; ADP-fossil = Abiotic depletion for fossil resources potential; WDP = Water (user) deprivation potential, deprivation-weighted water consumption															

Potential environmental impact – additional mandatory and voluntary indicators according to EN 15804

Results per declared unit																
INDICATOR	UNIT	A1-A3	A4	A5	B1	B2	B3	B4	B5	B6	B7	C1	C2	C3	C4	D
Particulate matter	[Disease incidences]	$3.36 \cdot 10^{-7}$	$7.06 \cdot 10^{-8}$	$1.01 \cdot 10^{-8}$	ND	$5.96 \cdot 10^{-10}$	ND	ND	ND	ND	ND	$0.00 \cdot 10^0$	$4.31 \cdot 10^{-9}$	$1.33 \cdot 10^{-7}$	$1.25 \cdot 10^{-8}$	$-3.11 \cdot 10^{-7}$
Ionising radiation, human health	[kBq U ₂₃₅ eq.]	$8.22 \cdot 10^{-1}$	$4.75 \cdot 10^{-3}$	$4.03 \cdot 10^{-3}$	ND	$8.26 \cdot 10^{-4}$	ND	ND	ND	ND	ND	$0.00 \cdot 10^0$	$2.90 \cdot 10^{-4}$	$8.80 \cdot 10^{-2}$	$1.03 \cdot 10^{-2}$	$-1.62 \cdot 10^0$
Ecotoxicity, freshwater	[CTUe]	$1.36 \cdot 10^2$	$1.98 \cdot 10^1$	$4.83 \cdot 10^0$	ND	$5.28 \cdot 10^{-1}$	ND	ND	ND	ND	ND	$0.00 \cdot 10^0$	$1.21 \cdot 10^0$	$1.02 \cdot 10^1$	$5.88 \cdot 10^0$	$-1.06 \cdot 10^2$
Human toxicity, cancer	[CTUh]	$4.95 \cdot 10^{-9}$	$4.01 \cdot 10^{-10}$	$1.04 \cdot 10^{-10}$	ND	$2.50 \cdot 10^{-11}$	ND	ND	ND	ND	ND	$0.00 \cdot 10^0$	$2.45 \cdot 10^{-11}$	$9.15 \cdot 10^{-10}$	$2.63 \cdot 10^{-10}$	$-6.81 \cdot 10^{-9}$
Human toxicity, non-cancer	[CTUh]	$1.39 \cdot 10^{-7}$	$2.36 \cdot 10^{-8}$	$1.44 \cdot 10^{-8}$	ND	$3.15 \cdot 10^{-10}$	ND	ND	ND	ND	ND	$0.00 \cdot 10^0$	$1.44 \cdot 10^{-9}$	$9.22 \cdot 10^{-8}$	$2.21 \cdot 10^{-8}$	$-3.85 \cdot 10^{-7}$
Land Use	[Pt]	$5.09 \cdot 10^2$	$9.41 \cdot 10^0$	$2.09 \cdot 10^{-1}$	ND	$3.19 \cdot 10^{-1}$	ND	ND	ND	ND	ND	$0.00 \cdot 10^0$	$5.75 \cdot 10^{-1}$	$8.11 \cdot 10^0$	$4.21 \cdot 10^{-1}$	$-1.10 \cdot 10^2$

Use of resources

Results per declared unit																
INDICATOR	UNIT	A1-A3	A4	A5	B1	B2	B3	B4	B5	B6	B7	C1	C2	C3	C4	D
PERE	MJ	$8.79 \cdot 10^1$	$1.53 \cdot 10^0$	$1.82 \cdot 10^{-1}$	ND	$8.71 \cdot 10^{-2}$	ND	ND	ND	ND	ND	$0.00 \cdot 10^0$	$9.35 \cdot 10^{-2}$	$7.87 \cdot 10^0$	$4.49 \cdot 10^{-1}$	$-1.41 \cdot 10^2$
PERM	MJ	$0.00 \cdot 10^0$	$0.00 \cdot 10^0$	$0.00 \cdot 10^0$	ND	$0.00 \cdot 10^0$	ND	ND	ND	ND	ND	$0.00 \cdot 10^0$	$0.00 \cdot 10^0$	$0.00 \cdot 10^0$	$0.00 \cdot 10^0$	$0.00 \cdot 10^0$
PERT	MJ	$8.79 \cdot 10^1$	$1.53 \cdot 10^0$	$1.82 \cdot 10^{-1}$	ND	$8.71 \cdot 10^{-2}$	ND	ND	ND	ND	ND	$0.00 \cdot 10^0$	$9.35 \cdot 10^{-2}$	$7.87 \cdot 10^0$	$4.49 \cdot 10^{-1}$	$-1.41 \cdot 10^2$
PENRE	MJ	$2.26 \cdot 10^2$	$2.74 \cdot 10^1$	$2.54 \cdot 10^0$	ND	$1.95 \cdot 10^{-1}$	ND	ND	ND	ND	ND	$0.00 \cdot 10^0$	$1.68 \cdot 10^0$	$2.79 \cdot 10^1$	$6.19 \cdot 10^0$	$-5.46 \cdot 10^2$
PENRM	MJ.	$0.00 \cdot 10^0$	$0.00 \cdot 10^0$	$0.00 \cdot 10^0$	ND	$0.00 \cdot 10^0$	ND	ND	ND	ND	ND	$0.00 \cdot 10^0$	$0.00 \cdot 10^0$	$0.00 \cdot 10^0$	$0.00 \cdot 10^0$	$0.00 \cdot 10^0$
PENRT	MJ	$2.26 \cdot 10^2$	$2.74 \cdot 10^1$	$2.54 \cdot 10^0$	ND	$2.00 \cdot 10^{-1}$	ND	ND	ND	ND	ND	$0.00 \cdot 10^0$	$1.68 \cdot 10^0$	$2.79 \cdot 10^1$	$6.19 \cdot 10^0$	$-5.46 \cdot 10^2$
SM	kg	$27.28 \cdot 10^1$	$0.00 \cdot 10^0$	$0.00 \cdot 10^0$	ND	$0.00 \cdot 10^0$	ND	ND	ND	ND	ND	$0.00 \cdot 10^0$	$0.00 \cdot 10^0$	$0.00 \cdot 10^0$	$0.00 \cdot 10^0$	$0.00 \cdot 10^0$
RSF	MJ	$0.00 \cdot 10^0$	$0.00 \cdot 10^0$	$0.00 \cdot 10^0$	ND	$0.00 \cdot 10^0$	ND	ND	ND	ND	ND	$0.00 \cdot 10^0$	$0.00 \cdot 10^0$	$0.00 \cdot 10^0$	$0.00 \cdot 10^0$	$0.00 \cdot 10^0$
NRSF	MJ	$0.00 \cdot 10^0$	$0.00 \cdot 10^0$	$0.00 \cdot 10^0$	ND	$0.00 \cdot 10^0$	ND	ND	ND	ND	ND	$0.00 \cdot 10^0$	$0.00 \cdot 10^0$	$0.00 \cdot 10^0$	$0.00 \cdot 10^0$	$0.00 \cdot 10^0$
FW	m ³	$1.05 \cdot 10^{-1}$	$1.75 \cdot 10^{-3}$	$5.13 \cdot 10^{-4}$	ND	$4.92 \cdot 10^{-4}$	ND	ND	ND	ND	ND	$0.00 \cdot 10^0$	$1.07 \cdot 10^{-4}$	$1.47 \cdot 10^{-1}$	$5.70 \cdot 10^{-5}$	$-6.63 \cdot 10^{-2}$
Acronyms	PERE = Use of renewable primary energy excluding renewable primary energy resources used as raw materials; PERM = Use of renewable primary energy resources used as raw materials; PERT = Total use of renewable primary energy resources; PENRE = Use of non-renewable primary energy excluding non-renewable primary energy resources used as raw materials; PENRM = Use of non-renewable primary energy resources used as raw materials; PENRT = Total use of non-renewable primary energy re-sources; SM = Use of secondary material; RSF = Use of renewable secondary fuels; NRSF = Use of non-renewable secondary fuels; FW = Use of net fresh water															

Waste production and output flows

Waste production

Results per functional or declared unit																
INDICATOR	UNIT	A1-A3	A4	A5	B1	B2	B3	B4	B5	B6	B7	C1	C2	C3	C4	D
Hazardous waste disposed	kg	$1.74 \cdot 10^{-5}$	$1.38 \cdot 10^{-9}$	$4.40 \cdot 10^{-10}$	ND	$5.92 \cdot 10^{-12}$	ND	ND	ND	ND	ND	$0.00 \cdot 10^0$	$8.45 \cdot 10^{-11}$	$5.99 \cdot 10^{-9}$	$1.11 \cdot 10^{-9}$	$-1.70 \cdot 10^{-7}$
Non-hazardous waste disposed	kg	$3.11 \cdot 10^0$	$4.08 \cdot 10^{-3}$	$1.37 \cdot 10^0$	ND	$5.48 \cdot 10^{-3}$	ND	ND	ND	ND	ND	$0.00 \cdot 10^0$	$2.49 \cdot 10^{-4}$	$6.25 \cdot 10^0$	$5.90 \cdot 10^0$	$-2.41 \cdot 10^1$
Radioactive waste disposed	kg	$8.93 \cdot 10^{-3}$	$3.32 \cdot 10^{-5}$	$2.81 \cdot 10^{-5}$	ND	$2.11 \cdot 10^{-6}$	ND	ND	ND	ND	ND	$0.00 \cdot 10^0$	$2.03 \cdot 10^{-6}$	$9.52 \cdot 10^{-4}$	$7.18 \cdot 10^{-5}$	$-1.74 \cdot 10^{-2}$

Output flows

Results per functional or declared unit																
INDICATOR	UNIT	A1-A3	A4	A5	B1	B2	B3	B4	B5	B6	B7	C1	C2	C3	C4	D
Components for re-use	kg	$0.00 \cdot 10^0$	$0.00 \cdot 10^0$	$0.00 \cdot 10^0$	ND	$0.00 \cdot 10^0$	ND	ND	ND	ND	ND	$0.00 \cdot 10^0$	$0.00 \cdot 10^0$	$0.00 \cdot 10^0$	$0.00 \cdot 10^0$	$0.00 \cdot 10^0$
Material for recycling	kg	$1.35 \cdot 10^1$	$0.00 \cdot 10^0$	$0.00 \cdot 10^0$	ND	$0.00 \cdot 10^0$	ND	ND	ND	ND	ND	$0.00 \cdot 10^0$	$0.00 \cdot 10^0$	$0.00 \cdot 10^0$	$0.00 \cdot 10^0$	$0.00 \cdot 10^0$
Materials for energy recovery	kg	$0.00 \cdot 10^0$	$0.00 \cdot 10^0$	$0.00 \cdot 10^0$	ND	$0.00 \cdot 10^0$	ND	ND	ND	ND	ND	$0.00 \cdot 10^0$	$0.00 \cdot 10^0$	$0.00 \cdot 10^0$	$0.00 \cdot 10^0$	$0.00 \cdot 10^0$
Exported energy, electricity	MJ	$0.00 \cdot 10^0$	$0.00 \cdot 10^0$	$0.00 \cdot 10^0$	ND	$0.00 \cdot 10^0$	ND	ND	ND	ND	ND	$0.00 \cdot 10^0$	$0.00 \cdot 10^0$	$0.00 \cdot 10^0$	$0.00 \cdot 10^0$	$0.00 \cdot 10^0$
Exported energy, thermal	MJ	$0.00 \cdot 10^0$	$0.00 \cdot 10^0$	$0.00 \cdot 10^0$	ND	$0.00 \cdot 10^0$	ND	ND	ND	ND	ND	$0.00 \cdot 10^0$	$0.00 \cdot 10^0$	$0.00 \cdot 10^0$	$0.00 \cdot 10^0$	$0.00 \cdot 10^0$

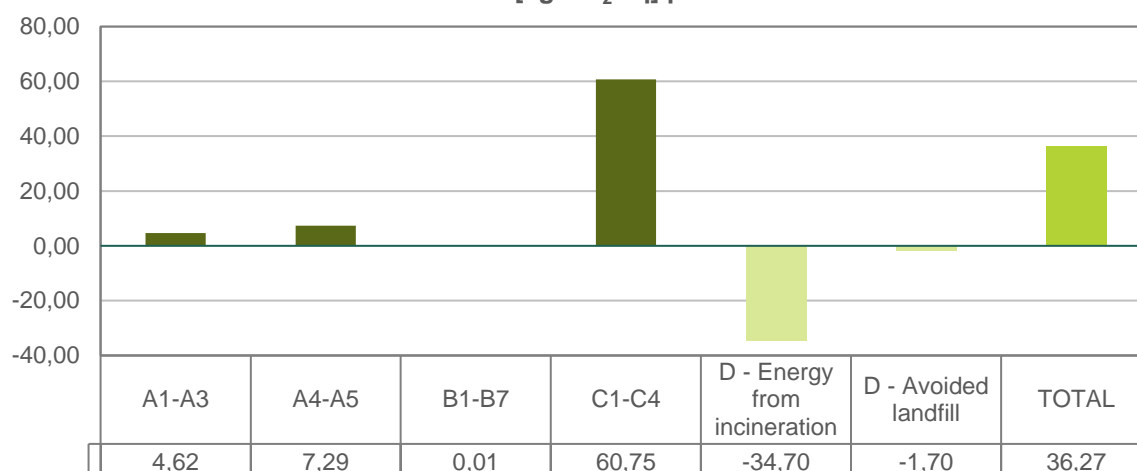
Information on biogenic carbon content

Results per functional or declared unit		
BIOGENIC CARBON CONTENT	Unit	QUANTITY
Biogenic carbon content in product	kg C	$-9.87 \cdot 10^{-1}$
Biogenic carbon content in packaging	kg C	$-2.05 \cdot 10^1$

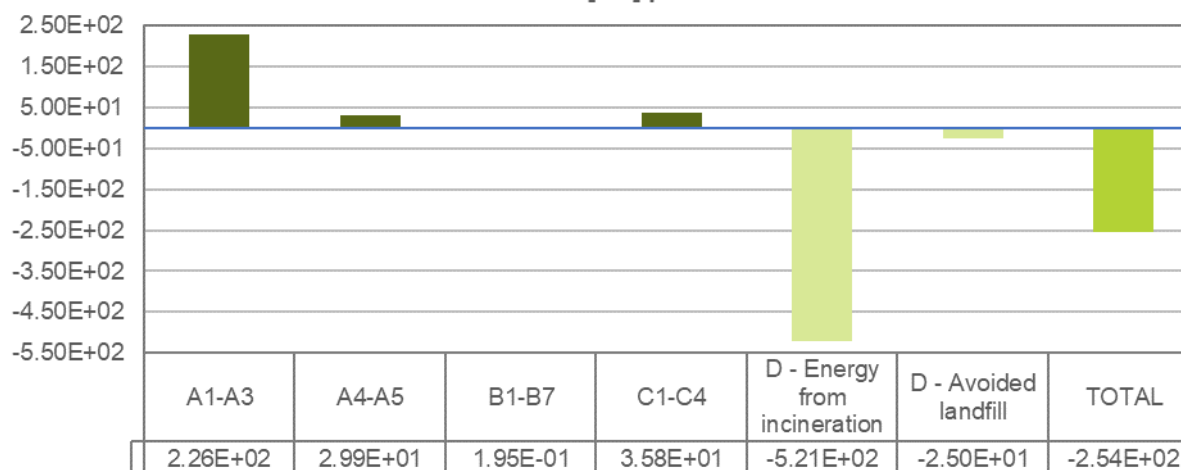
Note: 1 kg biogenic carbon is equivalent to 44/12 kg CO₂.

Additional information

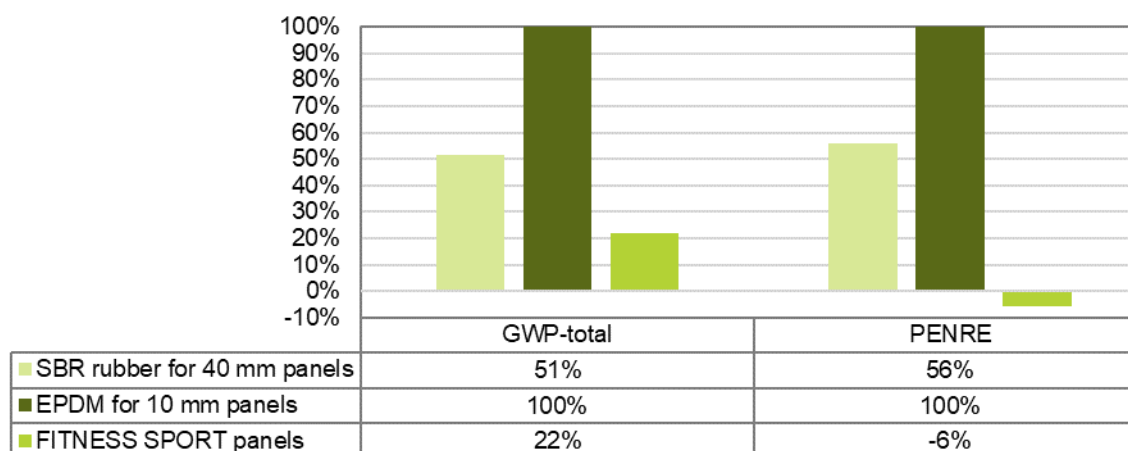
GWP-total [kg CO₂ eq] per FU



PENRE [MJ] per FU



Comparison with environmental impacts of primary materials* (per FU)



* Note: The comparison considers EPDM and SBR production datasets available in ecoinvent 3.6 database.

References

(in alphabetical order)

EN 15804:2012+A2:2019 Sustainability of construction works – Environmental product declarations – Core rules for the product category of construction products

EN 16810:2017 Resilient, textile and laminate floor coverings – Environmental product declarations – Product category rules

ISO 14020: 2000 Environmental labels and declarations - General principles

ISO 14025:2006 Environmental labels and declarations — Type III environmental declarations — Principles and procedures

ISO 14040:2006 Environmental management – Life cycle assessment – Principles and framework

ISO 14044:2006 Environmental management – Life cycle assessment Requirements and guidelines

Energy Regulatory Office: Yearly Report on the Operation of the Czech Electricity Grid for 2020

